

## Usability Study of Spent Black Tea Leaves and Pomegranate Peel in Adsorption of Tetracycline Hydrochloride Antibiotic

S. A Hassan\* and F.J. Ali

Department of Chemistry, Faculty of Education for Girls, University of Kufa, Al-najaf -al-ashraf, Iraq.

\*Corresponding author: Mobile: + 07801397368; E-mail: [saad.hiswa@uokufa.edu.iq](mailto:saad.hiswa@uokufa.edu.iq)

**Abstract:** Adsorption of tetracycline hydrochloride (TCH) from aqueous solutions by using spent black tea leaves (SBTL) and pomegranate peel (PP) wastes as low cost and available adsorbents are studied in this paper. Batch adsorption experiments were investigated to study the sorption behavior of (SBTL) and (PP) towards TCH as a function of initial concentration, reaction time, dosage of (SBTL) and (PP) wastes, pH and temperature. Time dependent experiments showed that adsorption reached equilibrium at 180 and 30 min for both (SBTL) and (PP) respectively. The adsorption of TCH is found to be better in acidic pH for both wastes. Equilibrium isotherms were tested by applying Freundlich, Langmuir, Tempkin and Dubinin–Radushekevich (D-R) models and it was found that the equilibrium data could be well described by Tempkin for the adsorption process on (SBTL) wastes and by (D-R) for the adsorption on (PP) wastes. Four kinetics models including simple - first - order pseudo - first - order second - order pseudo - second - order models were employed and the experimental results were found to be follow Pseudo - second-order equation for both wastes with a good correlation coefficients ( $R^2 > 0.99$ ). Thermodynamic parameters such as  $\Delta H^\circ$ ,  $\Delta S^\circ$  and  $\Delta G^\circ$  have been determined and the findings data suggested that the physisorption is predominant. The positive values of  $\Delta H^\circ$  and  $\Delta S^\circ$  confirm that the adsorption process is endothermic and increased the randomness of the system interface. The negative value of  $\Delta G^\circ$  indicates the adsorption process is spontaneous and favourable. In order to support that Physisorption is the predominant the values of activation energy  $E_a$  and sticking probability  $S$  were calculated the values of  $S$  and  $E_a$  indicates the applicability of (SBTL) and (PP) to be used as an effective pharmaceutical adsorbents of TCH from aqueous solutions and of TCH overdose.

[S. A Hassan and F.J. Ali. **Usability Study of Spent Black Tea Leaves and Pomegranate Peel in Adsorption of Tetracycline Hydrochloride Antibiotic.** Am Sci 2021;17(4):61-74]. ISSN 15451003 (print); ISSN 23757264 (online). <http://www.jofamericanscience.org>. 8. [doi:10.7537/marsjas170421.08](https://doi.org/10.7537/marsjas170421.08).

**Keywords:** black tea, pomegranate peel, antibiotic drugs, adsorption isotherms kinetics

### 1. Introduction:

Tetracycline hydrochloride (TCH) is a broad-spectrum polyketide antibiotic produced by the streptomycetes genus of actinobacteria indicated for use against many bacterial infections and exert their antimicrobial effect by inhibition of protein synthesis. Tetracycline is also used as a biomarker in wild life to detect consumption of medicine or vaccine - containing baits<sup>(1)</sup> and in genetic engineering tetracycline used in transcriptional activation. In cancer research<sup>(2)</sup> tetracycline has been used to switch off leukemia and to do so reliably when added to their drinking water. Drug overdoses can involve people of any age it is most common problem in very young children happens when too much of a drug or poison is taken more than the medically recommended dose leading to a toxic effect on the body.

The major principles applied in the emergency treatment of accidental poisoning by drug are dilution

emesis and adsorption. in cases where no specific antidotes exist prevention of further absorption of a drug from the oral route is by use of oral adsorbents<sup>(3)</sup>. any types of adsorbents such as activated carbon<sup>(4-10)</sup> clays<sup>(11-15)</sup> polymers<sup>(16-17)</sup> synthetic carbon and resin<sup>(18-19)</sup> carbon nanotubes<sup>(20-22)</sup> and etc. have been used either for adsorption of chemical compounds and drugs or to prevent further absorption of drug overdose. As a result of the modern science trends to use cheap safe and wide spread availability agricultural wastes adsorbents therefore the production of a low-cost has become a focus to researchers. The objective of the present paper have been to employ two agricultural wastes spent black tea leaves (SBTL) and pomegranate peel (PP) as an adsorbents and complementary to works of many researchers<sup>(23-31)</sup> and to study the feasibility of these wastes in the removal of TCH overdose to our knowledge have no adsorption studies of TCH on these wastes are reported in the literature.

## 2. Materials and Methods:

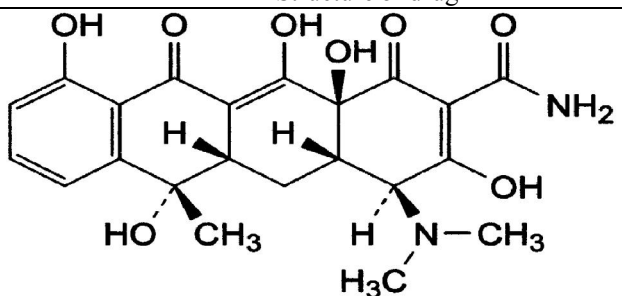
### 2.1. Preparation of Black Tea Leaves and Pomegranate Peels Wastes:

Spent black tea leaves were collected from Coffee shops and Cafeteria in Table (1): properties of tetracycline hydrochloride

Al-najaf-al-ashraf governorate Iraq. Samples of tea leaves were steep under stirring with boiling water (100°C) overnight to extract colored of compounds from the leaves after that samples were filtered and

washed with distilled water until the filtrate was colorless then the leaves were oven dried at 100°C for 5 h., finally the dried leaves were ground and stored in blastic bags at room temperature. The pomegranate peels were collected from the beverage shops were air dried in the sun grinding and powdered into smaller grain by using mortar and pestle, the resulting powder was then subjected to the same treatment gives above of the black tea leaves.

Table.(1): properties of tetracycline hydrochloride

Specification sheet		Structure of drug
Empirical formula	C <sub>22</sub> H <sub>24</sub> N <sub>2</sub> O <sub>8</sub> , HCl	
Molar mass	288.78	
Melting point	480.9 °C	
Solubility	Water	
Appearance	Yellow, crystalline powder.	 <p>(4S,4aS,5aS,6S,12aS)-4-(Dimethylamino)-3,6,10,12,12a-pentahydroxy-6-methyl-1,11-dioxo-1,4,4a,5,5a,6,11,12a-octahydrotetracene-2-carboxamide hydrochloride.</p>

### 2.2. Preparation of synthetic (TCH) solution:

Tetracycline hydrochloride 250 mg (TCH) used as adsorbate obtained from Samaraa drugs industry company Iraq (S. D. I). Table(1) showed some physical and chemical properties of (TCH) <sup>(32)</sup>.

A stock solution of 200 mgL<sup>-1</sup> was prepared by diluting appropriate amount of (TCH) with 500 ml distilled water in volumetric flask different concentrations were prepared by dilution of the stock solution to the initial concentrations ranging from 10 - 100 mgL<sup>-1</sup>. All reagents used were of analytical grade and were supplied from B. D. H. England.

### 2.3. Effect of contact time:

To estimate the time to reach equilibrium 15 ml of standard solution of TCH at pH 6 was added in to 50ml volumetric flasks to 0.1 g of both SBTL and PP. The mixtures were put in the shaker water bath GCA. Percision scientific Chicago U.S.A set at 28 ° C and the time period was varied from 15 min. to 210 min. After each 15 min. the flask was removed from the shaking water bath then the solution was filtered centrifuged at 3000 rpm for 15 min. Centrifuge, Magafuge 1.0, Herouse sepatech and analyzed using a spectrophotometer Biochrom Ltd combridge CBU of J England at the  $\lambda_{max} = 358$  nm from the results the time to attain equilibrium was found 180 30 min. for SBTL and

PP respectively.

### 2.4. Optimization of adsorbent dosage:

To determine the optimum adsorbent dosage experiments were carried out by adding different weights of the SBTL or PP ranging from 0.05 to 0.4 g to 15 ml of desired concentration of TCH in 50 ml conical flask at pH 6 temperature 28° C and agitated for 180 min. of SBTL and 30 min. of PP. Aliquots concentration was analyzed to determine the extent of adsorption of TCH at equilibrium. The results showed that the best weights one 0.2g for SBTL and 0.3g for PP.

### 2.5. Batch adsorption studies:

Batch adsorption experiments were carried out by adding 0.2 g when we used SBTL and 0.3 g when used PP as adsorbents in to 100 ml conical flask filled with 50 ml of TCH solution of known initial concentration ranging from 10 to 100 mgL<sup>-1</sup>. The conical flasks were sealed and placed inside the shaker water bath at 28°C and shaking speed 150 rpm for 180 min. In case of using SBTL and 30 min. when using PP adsorbents, the samples were then withdrawn filtered and centrifuged at appropriate time interval. The residual TCH concentration at equilibrium was estimated spectrophotometrically at  $\lambda_{max} = 358$  nm. The amount of TCH adsorbed on to SBTL and PP  $Q_e$  (mgg<sup>-1</sup>) was

calculated using the following equation<sup>(33)</sup>:

$$Q_e = \frac{V_{\text{sol}} (C_o - C_e)}{M}$$

$C_o$ ,  $C_e$  are the initial and equilibrium TCH concentrations ( $\text{mgL}^{-1}$ )  $V_{\text{sol}}$  is the volume of the solution (L) and  $M$  is the weight of the dry adsorbent used (g). The removal efficiency was calculated from the following equation:

$$\% \text{Removal} = \left( \frac{C_o - C_e}{C_o} \right) \times 100$$

The effect of the pH on TCH adsorption was studied in the range of 2 - 10 by adding dilute  $\text{CH}_3\text{COOH}$  or  $\text{NH}_3$ . To evaluate the kinetics studies of TCH adsorption on both surfaces simple - first - order pseudo - first - order second - order and pseudo-second-order models were used. The adsorption isotherms were also determined using a set of models such as Freundlich Langmuir Tempkin and D-R isotherms at pH 6 and initial concentration in the range of 10 to  $100 \text{ mgL}^{-1}$ . The adsorption studies were also carried out at various temperatures in the range of 28 to  $58 \text{ }^\circ\text{C}$  to evaluate the thermodynamic parameters.

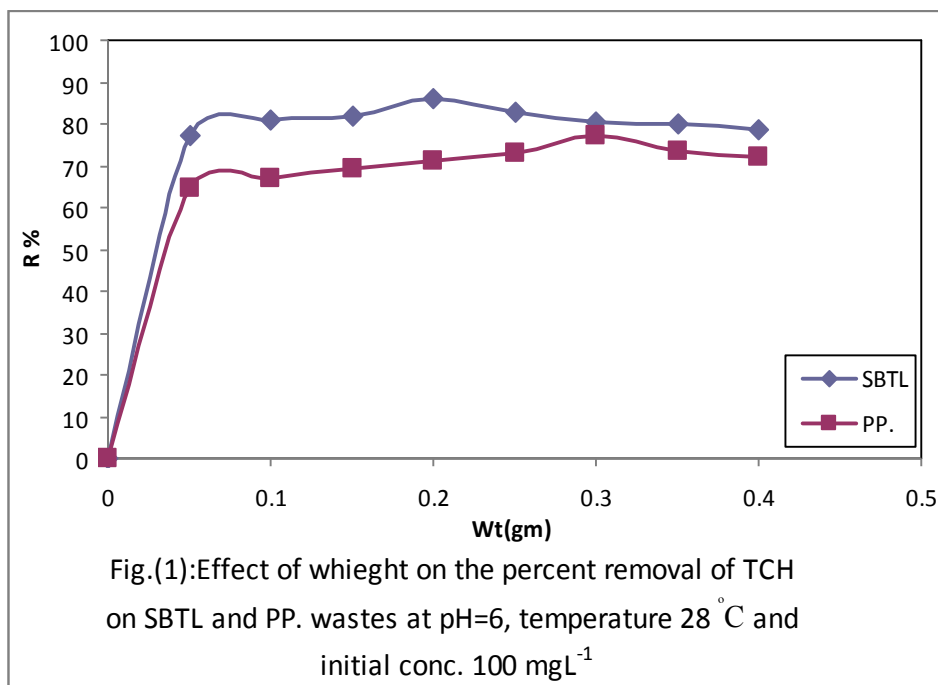
### 3.Results and Discussion:

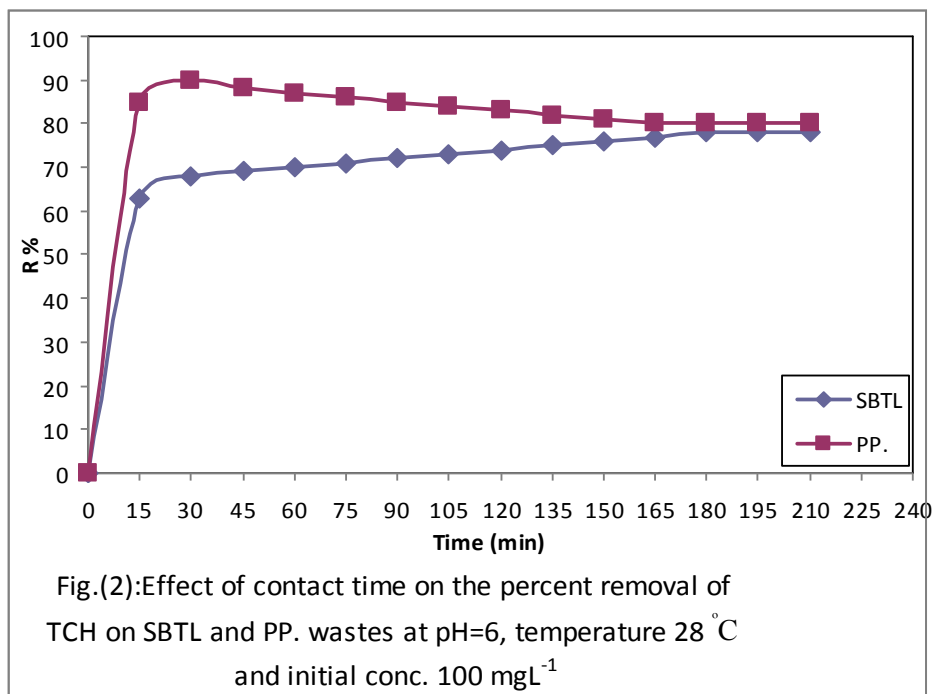
#### 3.1.Effect of Adsorbent Dosage:

A number of experiments were achieved with different dosage of both adsorbents at initial TCH concentration of  $100 \text{ mgL}^{-1}$ . Results shown in Fig.1. from the figure The extent of adsorption of TCH increased with increasing adsorbents dosage up to a point after that the increasing of adsorbents dosage did not increase the TCH uptake. The saturation occurred at 0.2gm and 0.3gm for SBTL and PP respectively.

#### 3.2.Effect of the Contact Time:

In order to study the effect of contact time on the percent removal of TCH from aqueous solution experiments were carried out at initial concentration of  $100 \text{ mgL}^{-1}$  different contact times ranging from 15 to 210 min., dose of SBTL was 0.2gm and of PP was 0.3gm pH=6 and temperature  $28^\circ\text{C}$ . The percentage removal of the TCH solution by the adsorption on SBTL and PP is shown in Fig. 2. For SBTL the equilibrium was attained with in 180 min. and the percent removal was 78% of TCH solution whereas the time required for the adsorption on PP to a achieve equilibrium was 30 min. and the percent removal was 90% of the TCH solution.





### 3.3.Adsorption Equilibrium:

The relationship between the amount of a substance adsorbed at constant temperature and its concentration in the equilibrium solution is called the adsorption isotherm and it is important from both a theoretical and a practical point of view<sup>(34)</sup>. The analysis of the isotherm data by fitting them to different isotherm models is an important step to find the suitable model that can be used for design purposes the applicability of the isotherm models to the adsorption study done was compared by the correlation coefficients, R<sup>2</sup> values<sup>(35)</sup>. A set of isotherm models have been tested; Freundlich, langmuir, Tempkin and Dubinin-Radushkevich (D-R).

#### 3.3.1.Freundlich Isotherm Model:

Freundlich isotherm is derived to a model of the multilayer adsorption and for the adsorption on heterogeneous surfaces, the linearized form of Freundlich equation is given by<sup>(36)</sup>:

$$\text{Log } q_e = \log k_f + 1/n \log C_e$$

where  $k_f$  and  $n$  are Freundlich constants,  $q_e$  is the extent of TCH adsorbed per unit mass of adsorbent ( $\text{mgg}^{-1}$ ) and  $C_e$  is the equilibrium concentration of TCH ( $\text{mgL}^{-1}$ ). A plot of  $\log q_e$  against  $\log C_e$  would give the values of  $n$  and  $k_f$  from the slope and intercept respectively. The slope<sup>(35)</sup> of  $1/n$  ranging

between 0 and 1 is a measure of adsorption intensity or surface heterogeneity, becoming more heterogeneous as its value gets closer to zero, while  $k_f$  represents the quantity of adsorbate on to the adsorbent. The values of Freundlich constants with the correlation coefficients are shown in Table 2 and Fig. 3. The results shows a poor of fitting with experimental data of TCH adsorption on to both SBTL and PP wastes.

#### 3.3.2.Langmuir Isotherm Model:

To understand the adsorption isotherm, the Langmuir equation is perhaps the most widely used model due to its simplicity and strong theoretical reasoning behind<sup>(37)</sup>. This model suggests monolayer sorption on a homogeneous surface without interaction between sorbed molecules. In addition the model assumes uniform energies of sorption on to the surface and no transmigration of the sorbate. The linearized form of the langmuir isotherm equation is represented as<sup>(36)</sup>:

$$C_e/q_e = 1/k_L q_m + C_e/q_m$$

Where  $q_e$  ( $\text{mgg}^{-1}$ ) is the amount adsorbed per unit mass of adsorbent corresponding to complete coverage of sites,  $C_e$  ( $\text{mgL}^{-1}$ ) is the equilibrium concentration of TCH in solution,  $q_m$  ( $\text{mgg}^{-1}$ ) is the monolayer adsorption capacity of the adsorbent and  $K_L$  ( $\text{Lmg}^{-1}$ ) is the adsorption energy. The related parameters are summarized in Table 2, and the linearized Langmuir equation is shown in Fig.4. The results reveal the

Langmuir model is not able to describe the experimental data properly, poorless of fitting on both wastes.

### 3.3.3. Tempkin Isotherm Model:

Tempkin isotherm assumes that heat of adsorption decreases linearly with the adsorption on to the surface at a particular temperature, and the adsorption is characterized by uniform distribution of binding energies<sup>(38-39)</sup>. The Tempkin has generally been applied in the following linear form:

$$Q_e = B \ln A + B \ln C_e$$

Where  $B = RT/b$

A plot of  $q_e$  versus  $\ln C_e$  enables one to determine the constants A and B, Table. 2 are listed the Tempkin constants and the correlation coefficients, Fig.5, is shown the plot of this isotherm. The Tempkin equation represents a better fit of experimental data of TCH

uptake by SBTL waste, less agreement with D-R equation, poorless of fitting of Freundlich and Langmuir equations.

### 3.3.4. Dubinin - Radushkevich (D-R) model:

This isotherm model was chosen to estimate the characteristic porosity of the biomass and the apparent energy of adsorption. In general (D-R) isotherm model is subjected to experimental data to determine the nature of adsorption / biosorption processes either physical or chemical process, and this model is applicable at low concentration and can be used to describe sorption on both homogeneous and heterogeneous surfaces<sup>(40-41)</sup>. The linear form of (D-R) isotherm equation is<sup>(36)</sup>:

$$\ln q_e = \ln q_m - K D R \varepsilon^2$$

$$\varepsilon = RT \ln[1 + (1/C_e)]$$

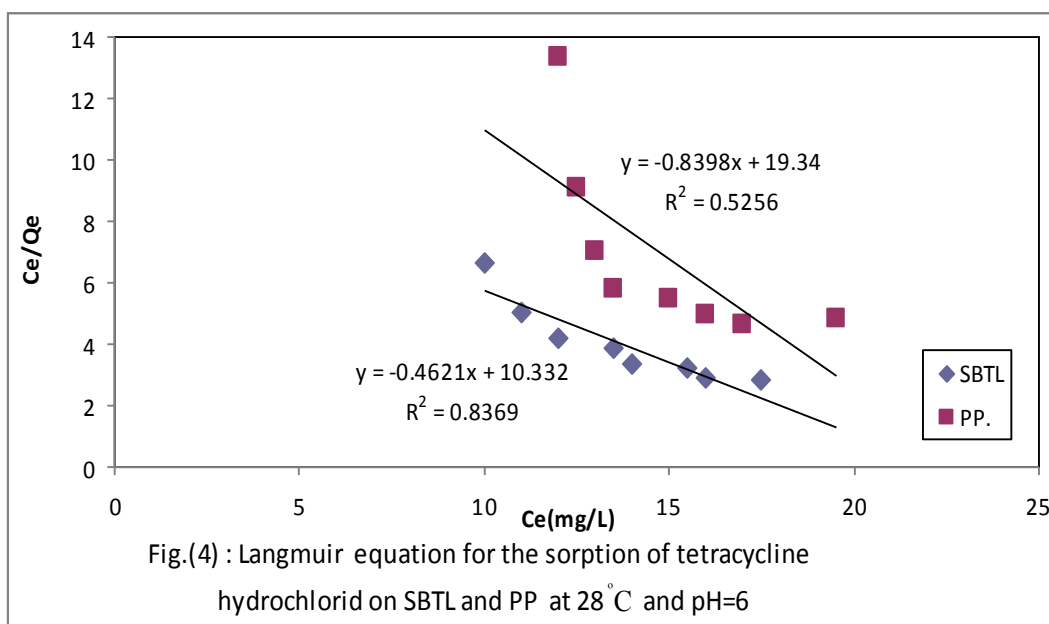
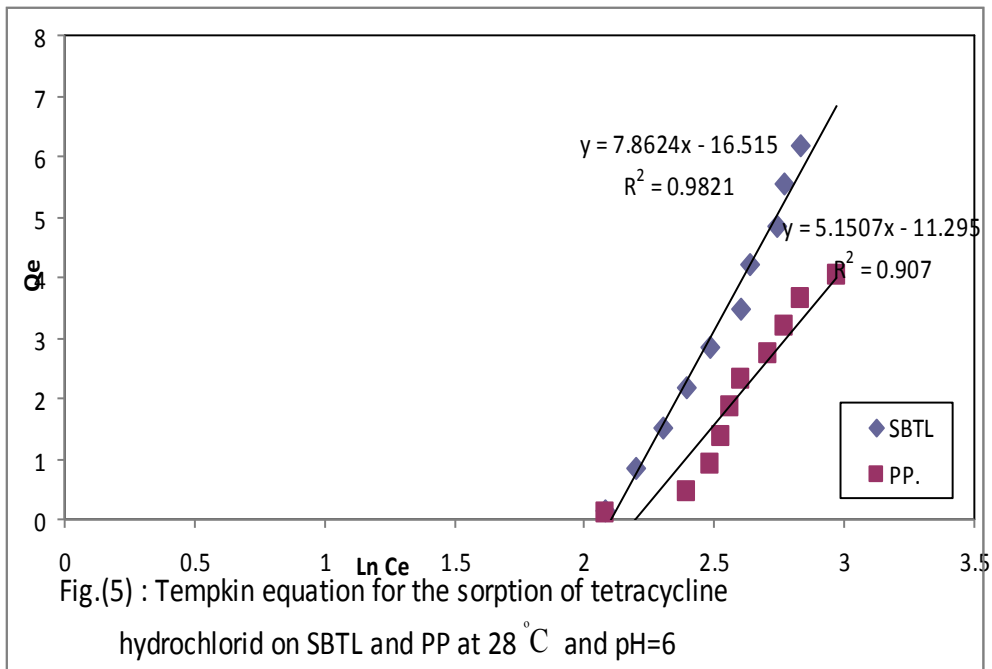


Fig.(4) : Langmuir equation for the sorption of tetracycline hydrochlorid on SBTL and PP at 28 °C and pH=6

Table(2): Isotherms parameters of TCH sorption on to SBTL and PP at 28 °C and pH=6

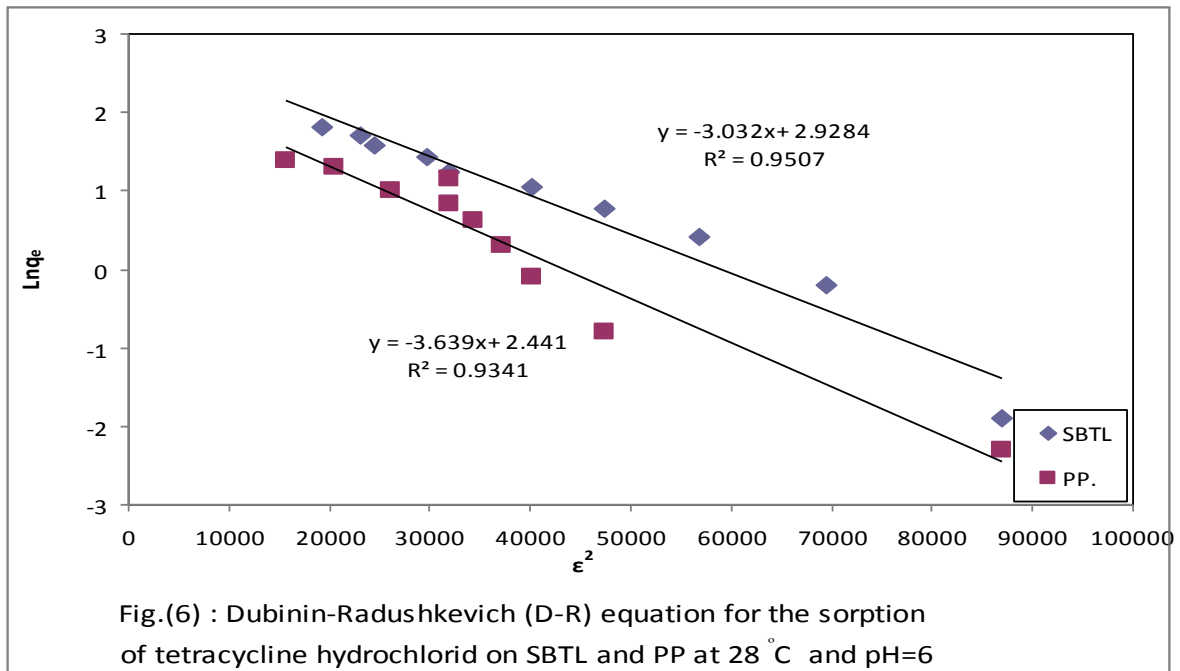
Surface	Freundlich			Langmuir			Tempkin			D-R		
	$K_f, mg^{-1}(1-n)g^{-1}L^n$	n	$R^2$	$K_L, Lmg^{-1}$	$q_m, mgm^{-1}$	$R^2$	B $Jmol^{-1}$	A $Lmg^{-1}$	$R^2$	B $mol^2 J^{-2}$	$q_m, mgg^{-1}$	$R^2$
SBTL	$9 \times 10^{-5}$	0.24	0.851	-0.044	-2.16	0.836	7.86	0.12	0.982	-3.03	18.69	0.95
PP	$1 \times 10^{-5}$	0.22	0.908	-0.043	-1.19	0.525	5.15	0.11	0.907	3.63	11.48	0.93

$q_m$  is the (D-R) monolayer capacity ( $mgg^{-1}$ ), K is a constant related to adsorption energy,  $\varepsilon$  is the polany adsorption potential, R is a gas constant, T is the absolute temperature,  $C_e$  is the equilibrium concentration. A plot of  $\ln q_e$  versus  $\varepsilon^2$  is shown in Fig. 6. The values of (D-R) constants and correlation coefficients are listed in Table. 2 The data points of this model seem to be a goodness of fitting with experimental data of TCH uptake by pomegranate peel waste, and seem to be less agreement with the Tempkin, Freundlich equation and poorless of fitting with Langmuir equation.



**3.4. Adsorption Kinetics:**

In order to evaluate the adsorption kinetics of TCH on to SBTL and PP wastes, different kinetic models are used to fit the experimental data which were analyzed using simple - first - order, pseudo-first - order, second - order and pseudo - second - order equations as shown <sup>(27-28,36,38,42)</sup>.



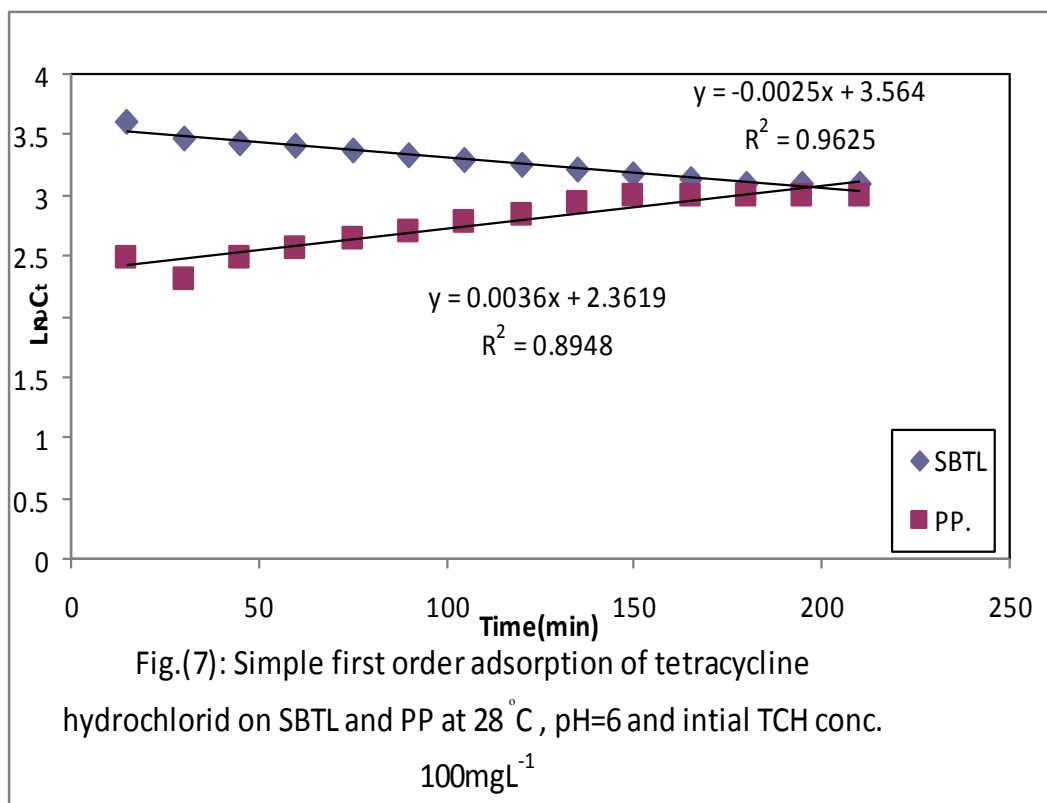


Fig.(7): Simple first order adsorption of tetracycline hydrochlorid on SBTL and PP at 28 °C , pH=6 and intial TCH conc. 100mgL<sup>-1</sup>

Table (3). Kinetic parameters for TCH sorption on to SBTL and PP at 28 °C and pH=6

Surfac e	Simple 1 <sup>st</sup> order			Pseudo 1 <sup>nd</sup> order			2 <sup>nd</sup> order			Pseudo 2 <sup>nd</sup> order		
	qe mg/g	K min-1	R <sup>2</sup>	qe mg/g	K <sub>1</sub> min-1	R <sup>2</sup>	qe mg/g	K <sub>2</sub> mgg-1 min-1	R <sup>2</sup>	qe mg/g	K <sub>2</sub> mgg-1 min-1	R <sup>2</sup>
SBTL	30.38	-0.094	0.981	2.251	-1.083	0.891	31.446	0.003	0.97	11.918	0.848	0.999
PP.	39.884	0.093	0.902	0.897	0.324	0.971	40.983	-0.002	0.892	6.849	-0.78	0.998

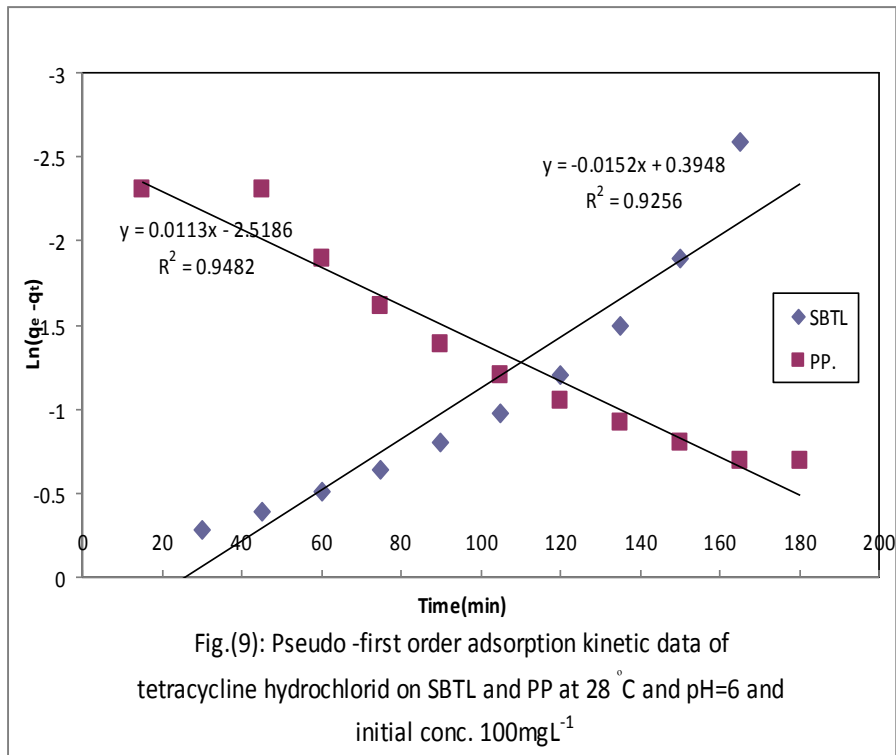
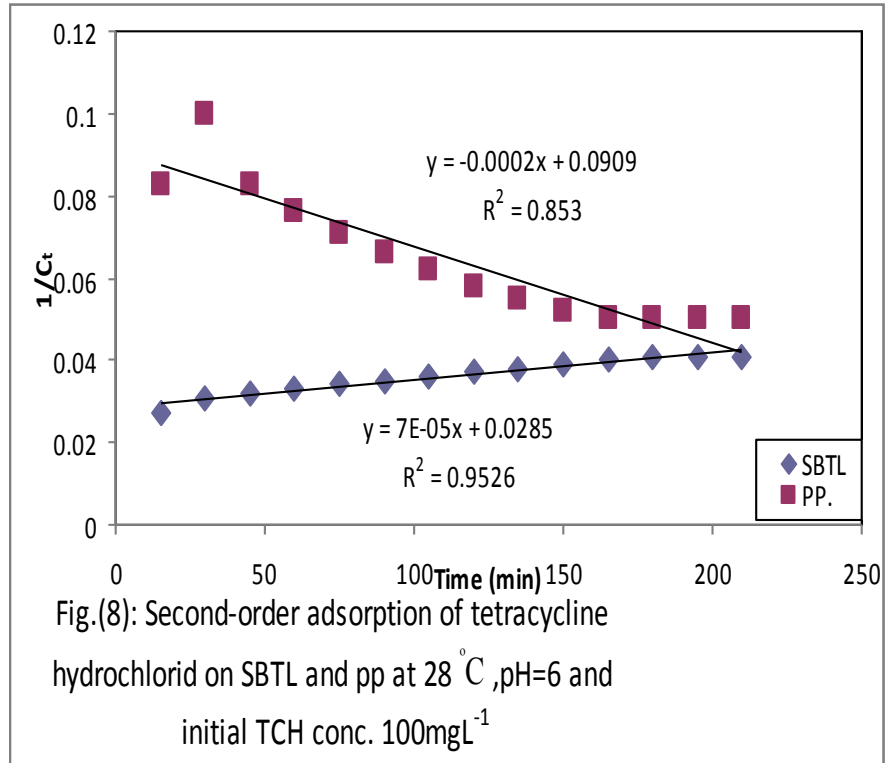
$\ln C_t = k_1 t + \ln C_0$  Simple-first- order

$\ln (q_e - q_t) = \ln q_e - k_1 t$  Pseudo-first-order

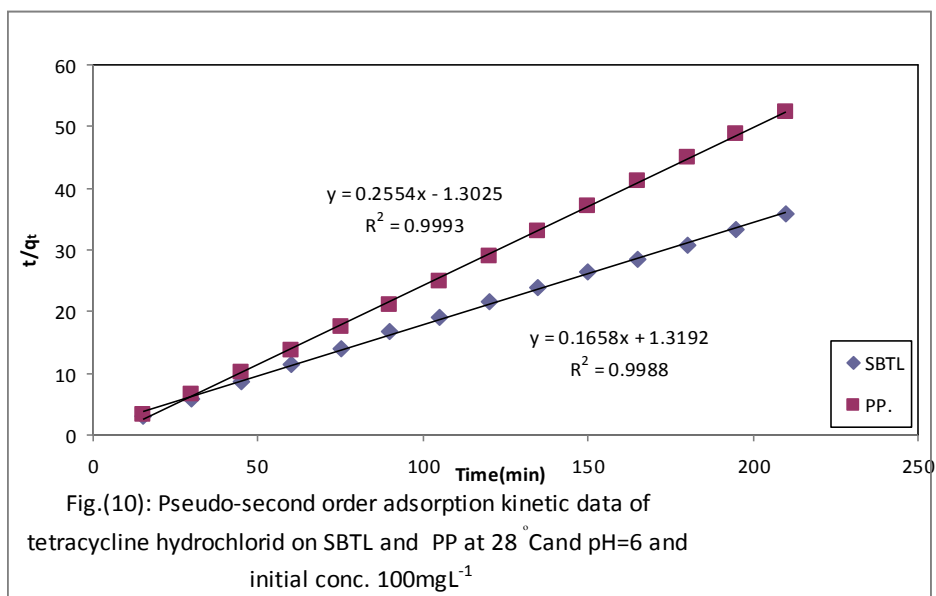
$1/C_t = k_2 t + 1/C_0$  Second- order

$t/q_t = 1/k_2 q_e + 1/q_e t$  Pseudo-second-order

Where  $q_e$  and  $q_t$  are the amount of TCH sorbed ( $\text{mgg}^{-1}$ ) at equilibrium and at any time respectively;  $k_1$ ,  $k_1'$  ( $\text{min}^{-1}$ ) and  $k_2$ ,  $k_2'$  ( $\text{g mg}^{-1} \text{min}^{-1}$ ) are the simple - first -order, pseudo - first - order, second - order and pseudo - second - order rate constants of adsorption respectively;  $C_0$  and  $C_t$  are the initial and at any time TCH concentrations ( $\text{mgL}^{-1}$ ). The values of rate constants with the correlation coefficients for these models are shown in Table. 3, and the models plots are shown in Figs. 7-10. The correlation coefficients for the pseudo - second - order kinetic model has a high value greater than 0.99 indicating that the pseudo - second - order adsorption mechanism of the TCH on to both wastes (SBTL and PP) is predominant. Similar finding have already been reported in the literature<sup>(12,35,43-45)</sup>.

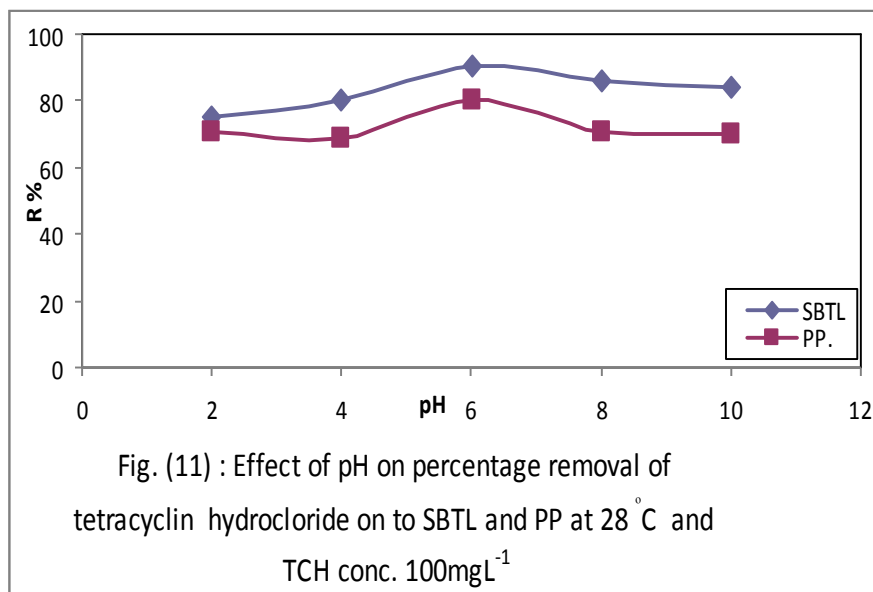






### 3.5.pH Dependence:

The influence of pH on the adsorption of TCH antibiotic to SBTL and PP was investigated at various pH values in the range of 2 – 10 and 28°C. Fig.14 shows the percent removal of TCH with respect to pH change. As shown in Fig.11 it can be observed that the extent of adsorption increased with increasing in pH of TCH solution until pH 6 then decreased with increasing in pH value. This observation attributed to the tetracycline antibiotics group, which are amphoteric molecules having multiple ionizable functional groups, acquire tricarbonyl amide, phenolic diketon and dimethyl amine moieties, in addition, tetracycline is characterized by three dissociation constants and exists as cationic, Zwitterionic and ionic species under acidic, neutral and alkaline conditions<sup>(46-47)</sup>. At low pH value the presence of H<sup>+</sup> ions which competing with cations group of the TCH. At pH 6. The concentration of the H<sup>+</sup> is lowered and the adsorption of TCH increases. At pH > 7, the OH<sup>-</sup> ion concentration is increased and adsorbed on the SBTL and PP, this may result a repulsion forces between the negatively charge of TCH and the surface of both wastes and so the adsorption of TCH will be reduced. Similar finding were reported in the literature<sup>(48-50)</sup>.



### 3.6. Temperature dependence:

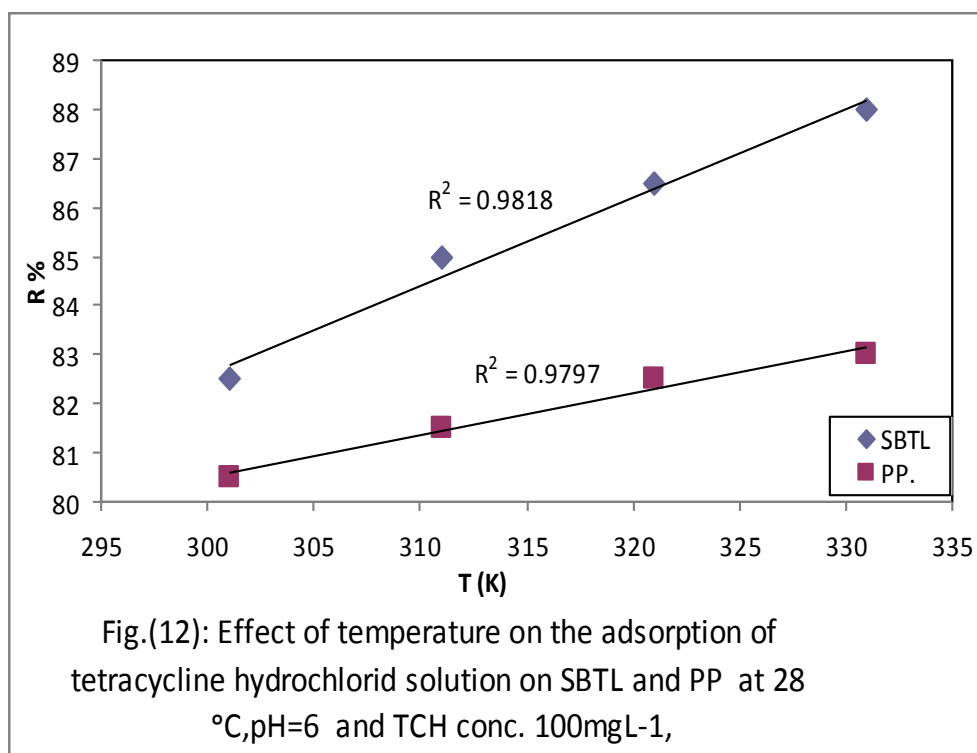
The data of TCH adsorption on to SBTL and PP at different temperatures ranging from 28°C to 58°C have been studied. It is clear from Fig.12 that the removal percent of TCH on to both wastes was increased by increasing the temperature from 28°C to 58°C, indicating that the adsorption process is an endothermic and favourable at high temperature, some researchers have been reported this findings<sup>(51)</sup>. Furthermore to know the type of adsorption mechanism predominant, the value of activation energy  $E_a$  and sticking probability  $S$  were calculated from the experimental data by using the following equations<sup>(36)</sup>:

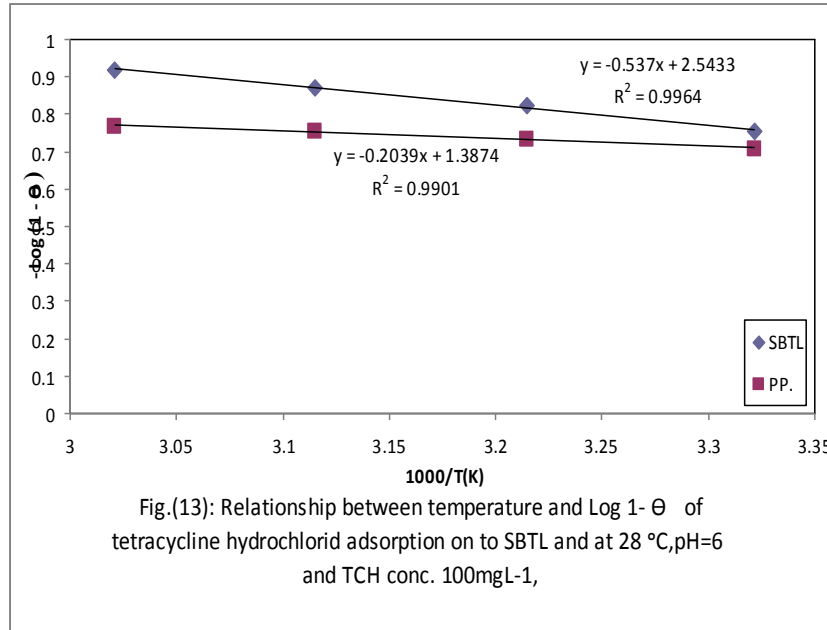
$$S = (1 - \theta) \exp(-E_a / RT)$$

$$\theta = 1 - C_e / C_o$$

Where  $\theta$  is the surface coverage,  $C_o$  and  $C_e$  are the initial and equilibrium TCH concentrations  $\text{mgL}^{-1}$  respectively. Fig.13. Shows the linear plot of  $\log 1 - \theta$  against  $(1 / T)$  with the slope  $(E_a / 2.303R)$  and intercept  $\log S$ . The positive value of activation energy  $E_a$  indicates that the adsorption mechanism is a diffusion controlled - process such result have been reported<sup>(52)</sup>. The value of sticking probability is  $S \ll 1$  which indicate that the adsorption process is physisorption.

Thermodynamic parameters were calculated to evaluate the thermodynamic feasibility of the TCH adsorption. Which necessary to conclude whether the process is spontaneous or not, the Gibb's free energy change,  $\Delta G^\circ$ , is an important criterion for spontaneity<sup>(37)</sup>. Both enthalpy  $\Delta H^\circ$  and entropy  $\Delta S^\circ$  parameters must be considered in order to determine the Gibb's free energy of the process, the following equation had been used to calculate these parameters:





$$\ln k_c = - \Delta H^\circ / RT + \Delta S^\circ / R$$

$$\Delta G^\circ = \Delta H^\circ - T \Delta S^\circ$$

Where  $K_c$  is linear sorption distribution coefficient,  $R$  is the ideal gas constant (8.314 J mol<sup>-1</sup>) and  $T$  is the temperature (K). Fig.14 shows the relationship between  $\ln K_c$  and temperature, the negative values of  $\Delta G^\circ$  indicate the adsorption process is spontaneous in nature, furthermore, the positive value of  $\Delta S^\circ$  suggests the increased randomness at the solid solution interface during the adsorption of TCH, the same findings have been reported in literature<sup>(53)</sup>. Table 4,5 shows the thermodynamic parameters, activation energy and surface coverage of TCH adsorption on to SBTL and PP at the temperature range (28 - 58° C) and pH = 6.

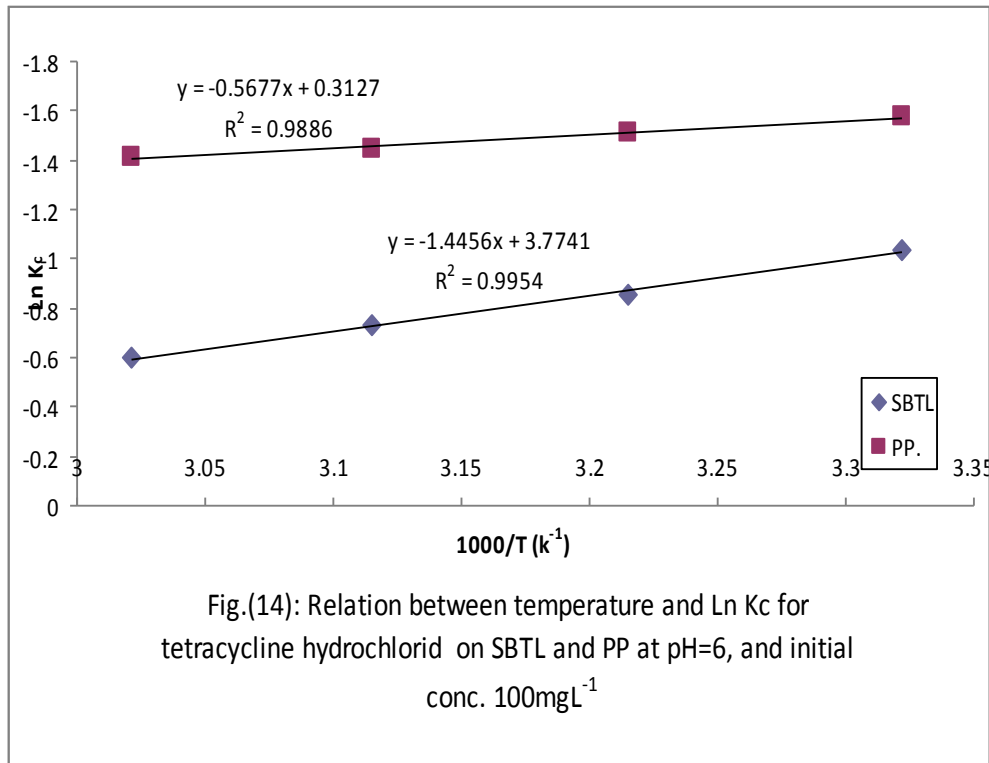


Table (4): Thermodynamic parameters, activation energy and sticking probability for TCH sorption on to SBTL

T(K)	1000/T (K <sup>-1</sup> )	S*	Θ	-Log (1-Θ)	- Ln K	- ΔG kJmol <sup>-1</sup>	+ ΔH kJmol <sup>-1</sup>	+ ΔS Jmol <sup>-1</sup> k <sup>-1</sup>	+E <sub>a</sub> kJmol <sup>-1</sup>
301	3.322	0.0028	0.82	0.756	1.039	9.319	0.012	31.37	0.01
311	3.215		0.85	0.823	0.855	9.629			
321	3.115		0.86	0.869	0.732	9.939			
331	3.021		0.88	0.92	0.597	10.249			

Table (5): Thermodynamic parameters, activation energy and sticking probability for TCH sorption on to PP

T(K)	1000/T (K <sup>-1</sup> )	S*	Θ	-Log (1-Θ)	- Ln Kc	- ΔG kJmol <sup>-1</sup>	+ ΔH kJmol <sup>-1</sup>	+ ΔS Jmol <sup>-1</sup> k <sup>-1</sup>	+E <sub>a</sub> kJmol <sup>-1</sup>
301	3.322	0.0409	0.82	0.805	1.577	0.598	0.004	2.599	0.003
311	3.215		0.85	0.815	1.512	0.618			
321	3.115		0.86	0.825	1.445	0.638			
331	3.021		0.88	0.83	1.41	0.658			

#### 4. Conclusion:

The results of this study shows that SBTL and PP has a suitable adsorption capacity for the removal of TCH from aqueous solution. The effect of various parameters such as sorbent dosage, contact time, pH, TCH concentration and temperature was studied. The equilibrium data were analyzed by using Freundlich, Langmuir, Tempkin and D - R isotherm models and the results are well fitted to Tempkin and D-R equations. It was found that the equilibrium was reached within 180 and 30 min. For SBTL and PP wastes respectively, also it was found that the optimum pH value of the TCH adsorption was 6. The kinetic studies follow the pseudo-second-order model. Effect of temperature on adsorption process shows that adsorption is an endothermic, spontaneous and the mechanism is physisorption because of low activation energy. The present work demonstrates that (SBTL) and (PP) agricultural wastes to be used as effective pharmaceutical adsorbents of TCH adsorption from aqueous solution.

#### References:

- 1- C. A. Olson, K. D. Mitchell and P. A. Wemer., Bait Ingestion by Free - Ranging Raccoons and Nontarget Species in an Oral Rabies Vaccine Field Trial in Florida, *J. Wildl. Dis.*, 2000; 36 (4): 734 - 743.
- 2 - W. J. Cromie, Researchers Switch Cancer Off and On - In Mice, *Harvard Gazette*, (Feb 10, 2000) Retrieved, 2003; 10 - 25.
- 3 - R. A. Al - Bayati, Adsorption - Desorption Isotherm of One of Antidiabetic Drug from Aqueous Solution on Some Pharmaceutical Adsorbents, *Europ. J. of Sci. Res.*, 2010; 40 (4): 580 - 588.
- 4 - J. W. Hayden and E. G. Comstock, Use of Activated Carbon in Acute poisoning, *Clin. Toxicol.*, 1975; 8 (5): 515 - 533.
- 5 - C. Kawasaki, P. Nishi, S Uekihara, S. Hayano and M. Otaqiri, *Amer. J. of Kidney Diseases*, 2000; 35(2):323-326.
- 6- C. Kawasaki, p. Nishi, S. Uekihara, S. Hayano, U. Kraqh - Hansen and M. Otaqiri, How Tightly Can a Drug be Bond to a Protein and Still be Removal by Charcoal Hemoperfusion in Overdose Cases, *Clin. Toxicol.*, 2005; 43 (2): 95 - 99.
- 7- C. Keun - Joo, K. Sang - Goo and K. Seung - Hyun, Removal of Antibiotics by Coagulation and Granular Activated Carbon Filtration, *J. of Hazard. Mat.*, 2008; 151 (1): 38 - 43.
- 8 - N. LeMinh, S. J. Khan, J. E. Drewes and R. M. Stuetz, Fate of Antibiotics During Municipal Water Recycling Treatment Process, *Water. Res.*, 2010; 44 (15): 4295 - 4323.
- 9 - M. Stankovicova and Z. Bezakova, Adsorption of Basic Esters of Phenyl Carbamic Acid on Activated Carbon, *Acta. Facul. Pharm. Univ. Comenianole*, 2005; 52: 194 - 203.
- 10 - L. Huang, C. Shi, B Zharg, S. Nu and B Gao, Characterization of Activated Carbon Fiber by Microwave Heating and then Adsorption of Tetracycline Antibiotics, *Separation Science and Technology*, The Online Plat form for Taylor & Francis Group Content, 26 Feb. Article Views, 2013;19.
- 11 - R. A. Figueroa, A. Leonard and A. A. Mackay, Modeling Tetracycline Antibiotic sorption in Clays, *Environ. Sci. And Technol.*, 2004; 38: 476 - 483.
- 12 - S. A. Hassan and J. I. Ibrahim, Adsorption of Some Drugs on to Surface of Iraqi Kaolin Clay, *Pak. J. Chem.*, 2011; 1 (3): 1 - 6.
- 13 - Y. J. Wang, D. A. Jia, R. J. Sun, H. W. Zhu and D. M. Zhou, Adsorption and Cosorption of Tetracycline and Copper II on Montmorillonite as Affected by Solution pH, *Environ. Sci. Technol.*, 2008; 42 (9): 3254 - 3259.
- 14 - H. K. Abdul - Hussin, W. Abdul - Jalil and I. M. Shaheed, Adsorption of Meteronidazole Drug on

- Bentonite Clay Surface, *Sci. J. of Karbala Univ., Iraq*,2006; 1 (1): 190 - 200.
- 15 - S. A. Hassan, Feasibility Study on Adsorption of Some Naphthols on to the Iraqi Kaolin Clay, *Inter. J. of Adv. Sci. And Tech. Res.*,2013; 3 (2):205-214.
  - 16 - P. K. N. Lam, Qi Tian, M. IP and C. D. Gomer sall, In Vitro Adsorption of Gentamicin and Netilmicin by Polyacrylonitrile and Polyamide Hemofiltration Filters, *Amer. Soc. For Microbi.*,2010; 2 (54): 963 - 965.
  - 17 - J. M. Liacer, M. A. Ruiz, A. Parera and V. Gallardo, Adsorption - Desorption of Ondansteron on Latex Particles, *Drug. Devel. And Indu. Pharm.*,2000; 26 (3): 273 - 242.
  - 18 - Ji. Liangliang, Liu. Fengting, Xu. Zhayi, Z. Shourong and Zho. Dong qiang, Adsorption of Pharmaceutical Antibiotics on Template - Synthesized. Ordered Micro - and Mesoporous Carbon, *Environ. Sci. Technol.*,2010; 44 (8): 3116 - 3122.
  - 19 - W. Yang, F. Zheng, Y. Lu, X. Xue. And NaLi, Adsorption of Tetracyclines with porous Synthetic Resin, *Ind. Eng. Chem. Res.*, 2011; 50 (24): 13892 - 13898.
  - 20 - J. Liangliang, W. Chin, B.Jun, S. Zheng, X. Zhaoyi, Z. Dongqiang, P.J. Alvaraz, Adsorption of Tetracycline on single -walled and Multi -walled Carbon Nanotubes as Affected by Aqueous Solution Chemistry, *Env. Tox. Chem.*, 2010; 29(12): 2713 – 2719.
  - 21 - Ji. Liangliang, S. Yun, Xu. Zhaoyi, Z. Shourong and Z. Dongqiang, Adsorption of Monoaromatic Compounds and Pharmaceutical Antibiotics on Carbon Nano - tubes Activated by KOM Etching, *Sci. Technol.*, 2010; 44 (16): 6429 - 6436.
  - 22 - P. Oleszczuk, B. Pan and B. Xing, Adsorption and Desorption of Oxytetracycline and Carbamazepine by Multiwalled Carbon Nano - tubes, *Environ. Sci. Technol.*, 2009; 43 (24): 9167 - 9173.
  - 23 - N. Seedher and K. Sidhu, Studies of the Use of Tea Leaves as Pharmaceutical Adsorbent, *Inter. J. of Biol. Chem.*, 2007; 1 (7): 162 - 167.
  - 24 - H. Tahir, M. Sultan and Q. Jahanzeb, Remediation of Azo Dyes by Using Household Used Black Tea as an Adsorbent, *Afri. J. of Biotech.*, 2009; 8 (15): 3584 - 3589.
  - 25 - W. T. Tan, Copper (II) Adsorption by Wastes Tea Leaves and Coffee Powder, *Perranika*, 1985; 8 (2): 223 - 230.
  - 26 - A. Zuorro and R. Lavecchia, Adsorption of pb (II) on Spent Leaves of Green and Black Tea, *Amer. J. of Appl. Sci.*, 2010; 7 (2): 153 - 159.
  - 27 - A. Fazal and U. Rafique, Mechanistic Understanding of Cadmium Sorption by Sulphonated and Esterified Spent Black Tea, *In. J. of Chem. and Environ. Eng.* 2012, 3 (4): 230 - 237.
  - 28 - A. H. Mohammad and M. S. Alam, Adsorption Kinetics of Rhodamine B on Used Black Tea Leaves, *Iran. J.*,2012; 9 (2): 1 - 7.
  - 29 - S. A. Hassan, L. H. Kadhim and A. F. Abdul - Hadi, Biosorption Studies of Cyanide Ion from Wastes by Spent Black Tea Leaves, *J.of Kufa for Chem. Sci. Iraq*, 2012; 6: 10 - 110, ISSN: 2077 - 2351.
  - 30 - R. Masoud, N. Navid, D. Zienab and B. Esmael, Removal of Fe (II) from Aqueous Solution Using Pomegranate Peel Carbon: Equilibrium and Kinetic Studies, *Int. J. Indust. Chem.*,2013; 4(19): 1-18.
  - 31 - S. Tariq and Y. Suhad, Removal of Chromium from Aqueous Solution Using Modified Pomegranate Peel: Mechanistic and Thermodynamic Studies,. *E. J. of Chem.*,2009; 6 (S1): S129 – S142.
  32. F. Varand, M. J. Pratas, A. I. Caco, R. Dohrn, F. A. Makrydaki, E. Voutsas, D. Tassios, I. M. Marrucho, Solubility of Antibiotics in Different Solvents I. Hydrochloride forms of Tetracycline, Moxifloxacin, and Ciprofloxacin, *Amer. J. Chem. Soci.*, 2006; 45(18): 6368-6374.
  - 33 – S. A. Hassan, L.H. Kadhim and N.S. Saleh, Equilibrium Studies of Crystal Violet and Brilliant Green Dyes on Modified Charcoal, *J. of Kufa for Chem.Sci.Iraq*,2012,4:93-103,ISSN2077-2351.
  - 34 - T. Santhi, S. Manonmani and T. Smitha, Removal of Methyl Red from Aqueous Solution by Carbon Prepared from the Annona Squmosa Seed by Adsorption, *Chem. Eng. Res. Bull.*,2010; 14:11-18.
  - 35 - M. R. M. Haris and K. Sathasivam, The Removal of Methyl Red from Aqueous Solution Using Banana Pseudostem Fibers, *Amer. J. of Appl. Sci.*, 2009; 6 (9): 1690 - 1700.
  - 36- S. A. Hassan, L. H. Kadhim, Z. N. Hussain and A. A. Tuaima, Utilization of Cement Kiln Dust for Removal of Some - Water Soluble Dyes, *Europ. J. of Sci. Res.*, 2012; 93 (1): 113 – 124.
  - 37 - S. Sohn and D. Kim, Modification of Langmuir Isotherm in Solution Systems - Definition and Utilization of Concentration Dependent Factor, *Chemosphere*, 2005; 58: 115 – 123.
  - 38 - I. Mohammad, L. Muhawad,. A. Sadia, A. Makshoof and U. Ijaz, Thermodynamics of Biosorption for Removal of Co (II) Ions by an Efficient and Ecofriendly Bisorbent (Saccharum bengalense): Kinetic and Isotherm Modeling, *J. of Chem.*, 2013; ID 528542: 1 – 11.
  - 39 - B. Hameed, I. Tan and A. Ahmed, Adsorption Isotherm, Kinetic Modeling and Mechanism of 2, 4, 6 Trichlorophenol on Coconut Husk - Based Activated Carbon, *Chem. Eng. J.*,2008; 144: 235 - 244.

- 40 - A. U. Itodo and H. U. Itodo, Sorption Energies Estimation Using Dubinin - Radushkevich and Tempkin Adsorption Isotherms, *Life Sci. J.*, 2010; 7 (4): 31 – 39.
- 41- C. Qok, Biosorption of Radio Strontium by Alginate Beads: Application of Isotherm Models and Thermodynamics Studies, *J. Radioanal Nucl. Chem.*, 2013; 295:777-788.
- 42- S. Juanjuan and Tu. Li, Study on Adsorption Properties of Fe<sup>3+</sup> by Modified Hunan Black Tea, China, 2011; (88-89):497-502.
- 43- P. Gharbani, E. Jafarpour and A. Mehrizad, Removal of 1-Chloro-4-Nitrobenzen from Aqueous Solutions by Adsorption onto Black Tea Leaves Waste, *Inter. J. of Eng. Res. and Appl.*, 2012; 2(3):651-656.
- 44- O.S. Bello, O.M. Adelaide, M. A. Hammed and O.A.M. Popoola, Kinetic and Equilibrium Studies of Methylene Blue Removal from Aqueous Solution by Adsorption on Treated Sawdust, *Maced. J. of Chem. and Chemic. Eng.*, 2010; 29(1):77-85.
- 45- M.N. Khan and U. Zareen, Adsorption, Removal of Non - Ionic Surfactant from Water Using Granite Sand, *J. of the Iran. Chem. Soc.*, 2004; 1 (12): 152 - 158.
- 46 - S. Sassman and L. S. Lee, Sorption of Three Tetracyclines by Several Soils: Assessing the Role of pH and Cation Exchange, *Environ. Sci. And Technol.*, 2005; 39: 7452 - 7459.
- 47 - C. Gu, K. G. Karthikeyan, S. D. Sibley and J. A. Pedersen, Complexation of the Antibiotic Tetracycline with Humic Acid, *Chemos.*, 2007; 66: 1494 - 1501.
- 48 - M. E. Parolo, M. C. Savini, J. M. Valles, M. T. Baschini and M. G. Avena, Tetracycline Adsorption on Montmorillonite: pH and Ionic Strength Effect, *Appli. Clay. Sci.*, 2008; 40: 179 – 186.
- 49 - Y. Zhao, J. Geng, X. Wang, X. Gu and S. Gao, Tetracycline Adsorption on Kaolinite: pH, Metal Cations and Humic Acid Effects, *Ecotoxi*, 2011; 20: 1141 - 1147.
- 50 - P. H. Chang, Z. Li, W - T. Jiang and J. S. Jean, Adsorption and Intercalation of Tetracycline by Swelling Clay Minerals, *J. of Appli. Clay. Sci.*, 2009; 46 (1): 27 - 36.
- 51 - J. Kang, H. Liu, Y. M. Zheng, J. Qu and P. Chen., Application of Nuclear Magnetic Resonance Spectroscopy, Fourier Transform Infra Red Spectroscopy, UV - Visible Spectroscopy and Kinetic Modeling for Elucidation of Adsorption Chemistry in Uptake of Tetracycline by Zeolite Beta, *J. of Colloid. and Inter. Sci.*, 2011; 354 (1): 261 - 267.
- 52 - M. H. Jnr and A. I. Spiff, Effects of Temperature on the Sorption of Pb<sup>2+</sup> and Cd<sup>2+</sup> from Aqueous Solution by *Caladium Biocolor* (Wild Cocoyam) Biomass, *Elec. J. of Biotechnol.*, 2005; 8 (2): 1 - 7. ISSN: 0717 - 3458.
- 53 - J. Wang, J. Hu and S. Zhang, Studies on the Sorption of Tetracycline on to Clays and Marine Sediment from Seawater, *J. of Colloid and Inter. Sci.*, 2010; 349 (2): 578 - 582.

4/16/2021